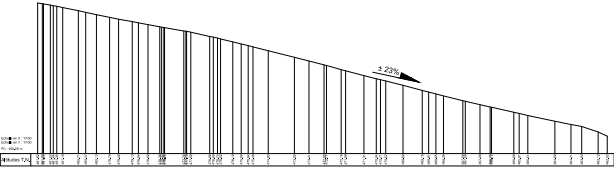
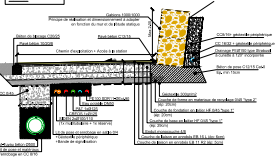


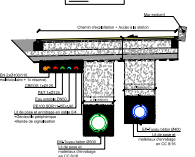
Profil en long
TN chemin d'accès au bassin



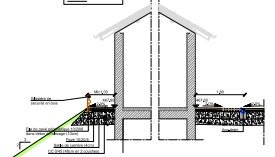
Coupe A-A



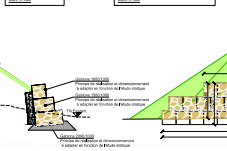
Coupe B-B



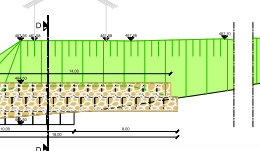
Coupe C-C



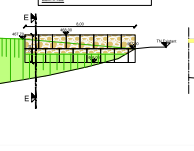
Coupe D-D



Élévation gabions N°2



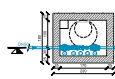
Élévation gabions N°3



Coupe E-E



Regard eau potable / Principe



Regard eaux usées / Principe

